

Important update about Citrix Receiver and Workspace app

As of August 2018, Citrix Workspace app has replaced Citrix Receiver.

Citrix Workspace app is a new client from Citrix that works similar to Citrix Receiver and is fully backward-compatible with your organization's Citrix infrastructure. Citrix Workspace app provides the full capabilities of Citrix Receiver, as well as new capabilities based on your organization's Citrix deployment.

We recommend that you download Citrix Workspace app.

To install Citrix Workspace (formally Receiver) for Windows

In a web browser, navigate to <https://www.citrix.com/products/receiver.html>

1. Click Download Receiver for Windows.

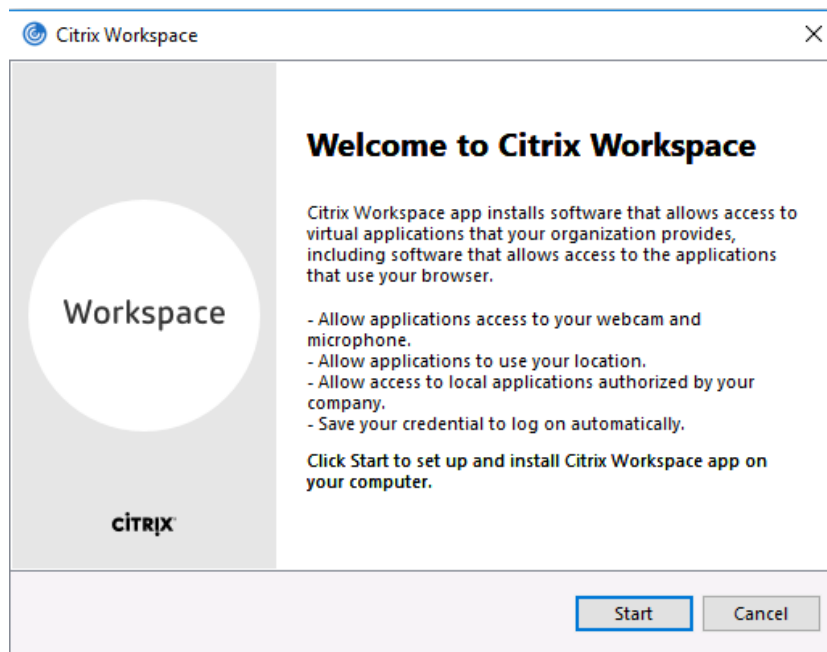
Download Citrix Workspace app

Everything you need—your apps, files and desktops—at your fingertips.

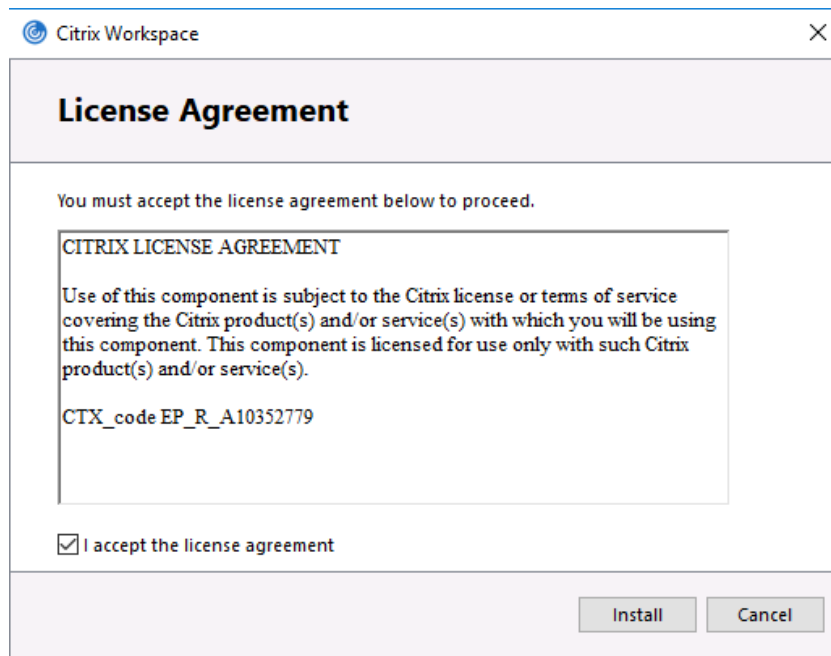
Citrix Workspace app is the easy-to-install client software that provides seamless, secure access to everything you need to get work done. With this free download, you easily and securely get instant access to all applications, desktops and data from any device, including smartphones, tablets, PCs and Macs.

Download for Windows

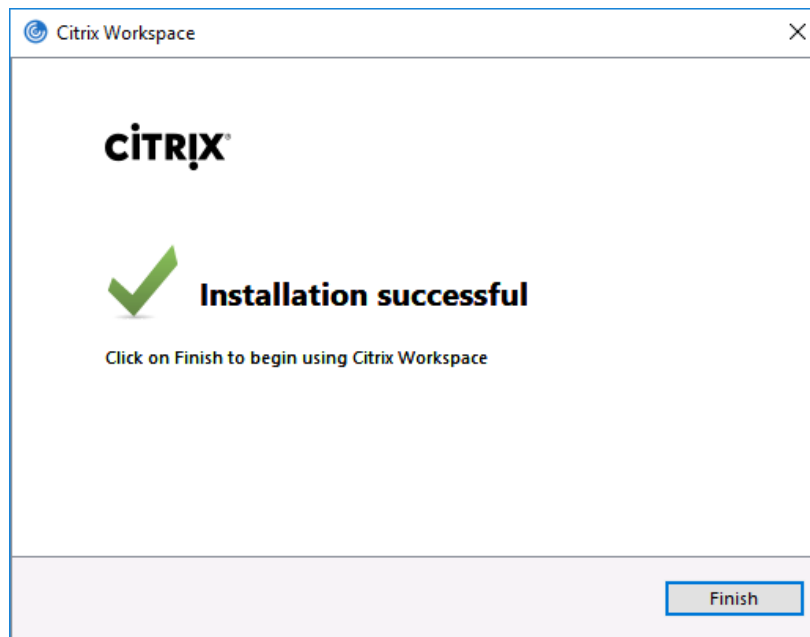
2. Once downloaded, run the CitrixWorkspaceApp.exe file.



3. Accept License Terms



4. Click Finish when installed



Once installed, open a web browser and enter the URL - <https://appsfa.edu>

NOTE: If Workspace asks you to "Add Account," ignore and close the dialog box. You do not need to setup an account to use the Workspace plugin in your web browser.

5. Log in using your FAU Credentials



6. Click on the Geosciences Desktop (depending on your credentials, the Geosciences Desktop may launch automatically)

